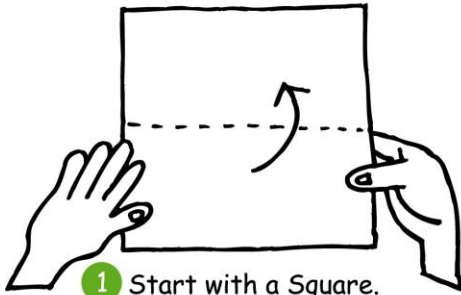


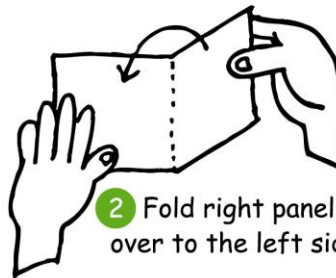


www.goreal.org.uk  
0845 850 0606


# The Butterfly Fold



1 Start with a Square.  
Imagine it's folded in half.  
Fold bottom section upwards.



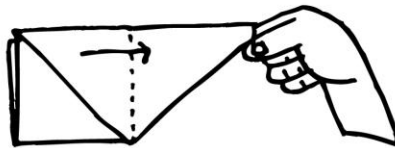
2 Fold right panel  
over to the left side.



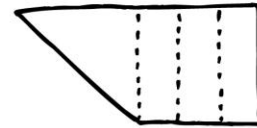
3 Here you have  
a neat square.



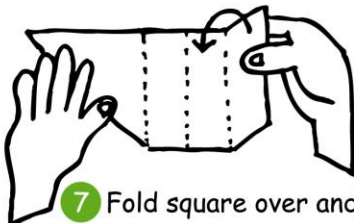
4 Pull top layer  
to the right,  
sloooooowly!



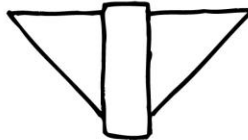
5 Here it looks like a triangle  
on top of a square.  
Well done!  
That was the tricky part!



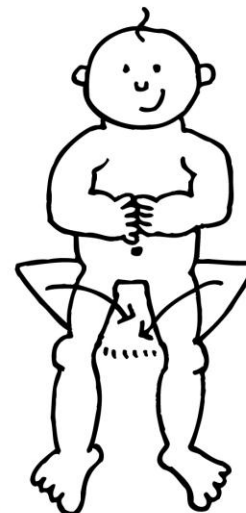
6 Turn the whole nappy  
over and imagine the  
square divided into thirds



7 Fold square over and  
over again to make a  
pad in the middle.



8 Lay on top a liner and  
nappy is ready for baby.



9 Lift up bottom flap,  
And pull in side flaps firmly.  
Nippa and then fasten your wrap.